

WEEKLY HIGH FREQUENCY DATA

Indicator	Date (2023)	Level	2019 Level	% Change 2019	% Change MOM	% Change WOW
Initial Jobless Claims	October 6	209,000	224,000	-6.7%	-5.4%	0.0%
Continuing Jobless Claims	September 29	1,702,000	1,606,000	6.0%	1.1%	2.3%
ASA Staffing Index ¹	October 2	101.2	97.2	4.2%	0.9%	-1.0%
Weekly Retail Sales ²	October 7	4.0%	5.5%	N/A	N/A	N/A
Box Office Receipts	October 6-12	\$94,130,924	\$202,185,650	-53.4%	-20.3%	-17.0%
Rail Car Traffic (cars)	October 6	499,217	514,833	-3.0%	11.6%	-0.2%
Steel Production (net tons)	October 9	1,698	1,804	-5.9%	-1.3%	-1.4%
Hotel Occupancy	October 1-7	67.8%	68.1%	-0.4%	12.4%	1.6%
TSA Checkpoint Data ³	October 12	2,524,600	2,398,715	5.2%	11.8%	5.5%
Supply of Motor Gasoline in the US (Mbb/d)	October 6	8,581	9,460	-9.3%	3.3%	7.1%
Global Commercial Flights ³	October 12	126,573	118,592	6.7%	-0.9%	-1.1%

■ Indicates level is at a new post-pandemic best

Source: First Trust Advisors, Bloomberg, Department of Labor, Redbook Research, Box Office Mojo, Association of American Railroads, American Iron and Steel Institute, Hotel News Now, Transportation Security Administration, Energy Information Administration, American Staffing Association, Flight Radar 24

2019 Level and % Change 2019 are from the same week in 2019, unless otherwise noted. MOM = Month-over-Month; WOW = Week-over-Week.

All data is for the U.S. except for commercial flights.

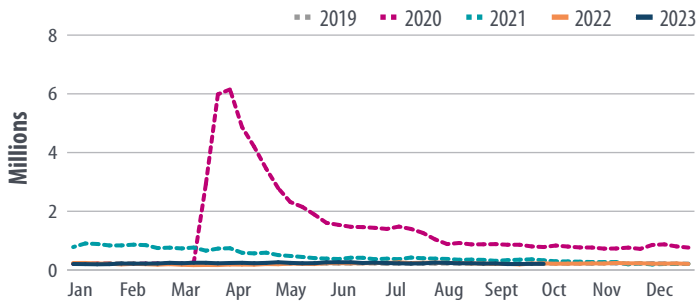
¹ The baseline value for the ASA Staffing Index was set at 100 in June 2006.

² Data for level and 2019 level are both Year-over-Year (YOY)% changes.

³ Data is provided daily instead of weekly; the 7-day moving average is shown.

INITIAL JOBLESS CLAIMS

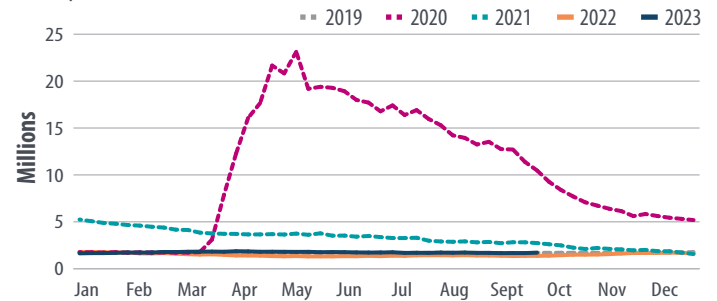
As of October 6, 2023



Sources: Bloomberg, Department of Labor, First Trust Advisors

CONTINUING JOBLESS CLAIMS

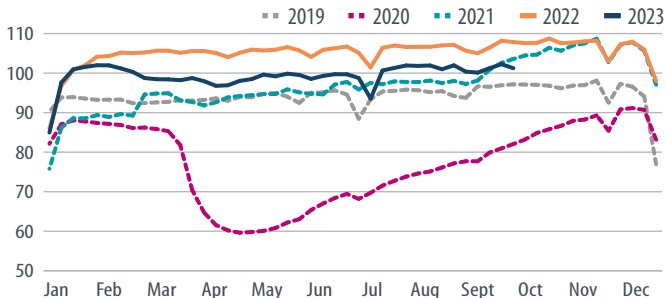
As of September 29, 2023



Sources: Bloomberg, Department of Labor, First Trust Advisors

ASA STAFFING INDEX

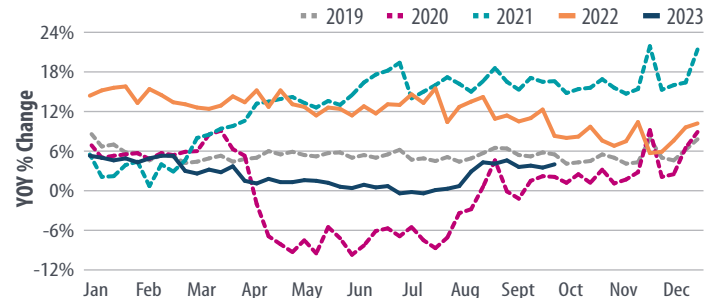
As of October 2, 2023



Sources: American Staffing Association, First Trust Advisors

WEEKLY RETAIL SALES

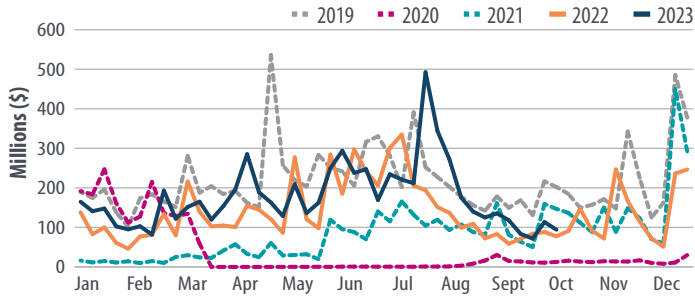
As of October 7, 2023



Sources: Bloomberg, Redbook Research, First Trust Advisors

BOX OFFICE RECEIPTS

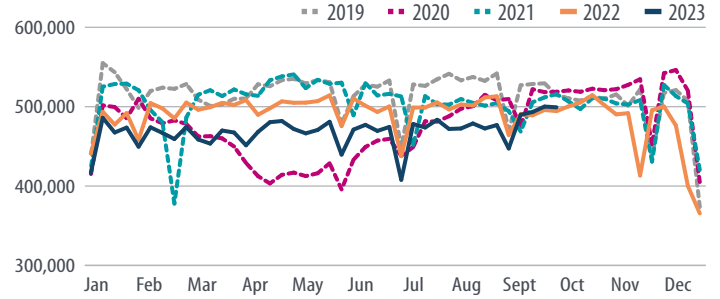
As of October 6-12, 2023



Sources: Box Office Mojo, First Trust Advisors

RAIL CAR TRAFFIC (CARS)

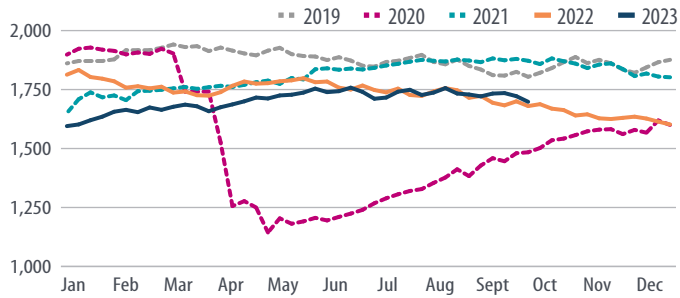
As of October 6, 2023



Sources: Bloomberg, Association of American Railroads, First Trust Advisors

STEEL PRODUCTION (NET TONS)

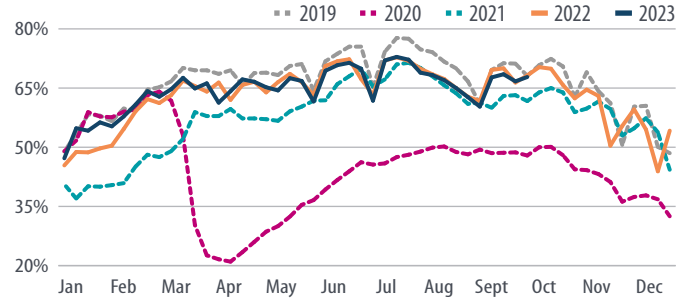
As of October 9, 2023



Sources: Bloomberg, American Iron and Steel Institute, First Trust Advisors

HOTEL OCCUPANCY

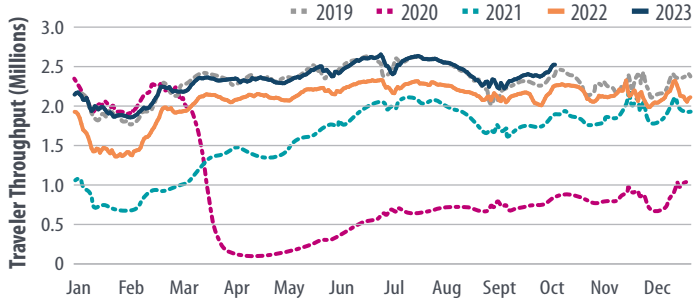
As of October 1-7, 2023



Sources: Hotel News Now, First Trust Advisors

TSA CHECKPOINT DATA

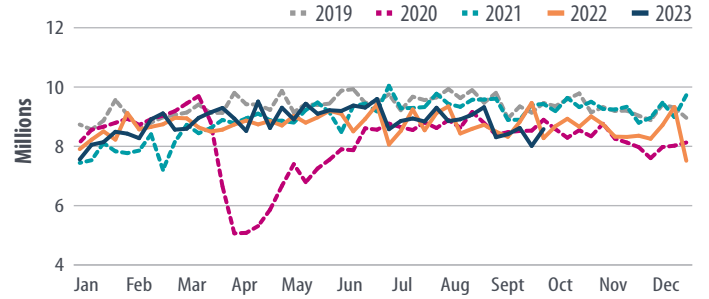
As of October 12, 2023 (7-Day Moving Average)



Sources: Transportation Security Administration, First Trust Advisors

SUPPLY OF MOTOR GASOLINE IN THE U.S. (MGBL/D)

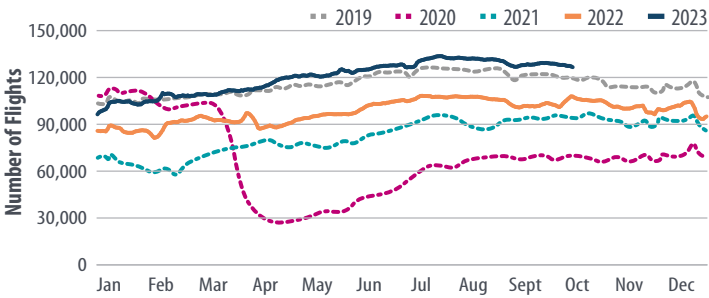
As of October 6, 2023



Sources: Bloomberg, First Trust Advisors

GLOBAL COMMERCIAL FLIGHTS

As of October 12, 2023 (7-Day Moving Average)



Sources: Flight Radar 24, First Trust Advisors