

WEEKLY HIGH FREQUENCY DATA

Indicator	Date (2023)	Level	2019 Level	% Change 2019	% Change MOM	% Change WOW
Initial Jobless Claims	June 16	264,000	231,000	14.3%	14.8%	0.0%
Continuing Jobless Claims	June 9	1,759,000	1,599,000	10.0%	-1.7%	-0.7%
ASA Staffing Index ¹	June 12	99.3	95.1	4.4%	0.1%	0.8%
Weekly Retail Sales ²	June 17	0.9%	5.4%	N/A	N/A	N/A
Box Office Receipts	June 16-22	\$230,432,425	\$316,524,656	-27.2%	42.1%	-3.1%
Rail Car Traffic (cars)	June 16	477,126	527,761	-9.6%	1.4%	1.3%
Steel Production (net tons)	June 19	1,743	1,887	-7.6%	0.9%	0.2%
Hotel Occupancy	June 11-17	70.8%	73.7%	-3.9%	4.9%	2.0%
TSA Checkpoint Data ³	June 22	2,605,133	2,619,327	-0.5%	6.1%	2.1%
Supply of Motor Gasoline in the US (Mbbl/d)	June 16	9,375	9,928	-5.6%	-0.7%	2.0%
Global Commercial Flights ³	June 22	127,463	122,113	4.4%	4.1%	1.0%

 Indicates level is at a new post-pandemic best

Source: First Trust Advisors, Bloomberg, Department of Labor, Redbook Research, Box Office Mojo, Association of American Railroads, American Iron and Steel Institute, Hotel News Now, Transportation Security Administration, Energy Information Administration, American Staffing Association, Flight Radar 24

2019 Level and % Change 2019 are from the same week in 2019, unless otherwise noted. MOM = Month-over-Month; WOW = Week-over-Week.

All data is for the U.S. except for commercial flights.

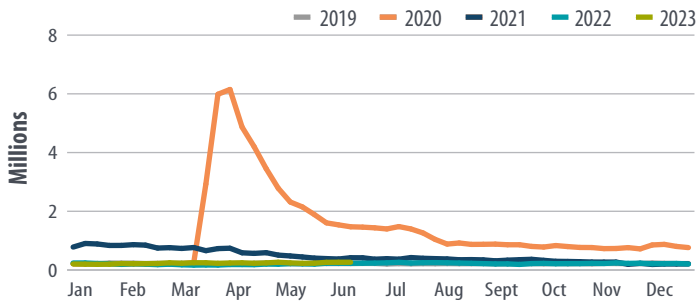
¹ The baseline value for the ASA Staffing Index was set at 100 in June 2006.

² Data for level and 2019 level are both Year-over-Year (YOY)% changes.

³ Data is provided daily instead of weekly; the 7-day moving average is shown.

INITIAL JOBLESS CLAIMS

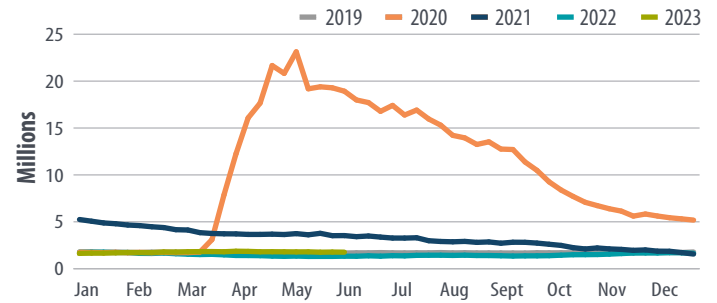
As of June 16, 2023



Sources: Bloomberg, Department of Labor, First Trust Advisors

CONTINUING JOBLESS CLAIMS

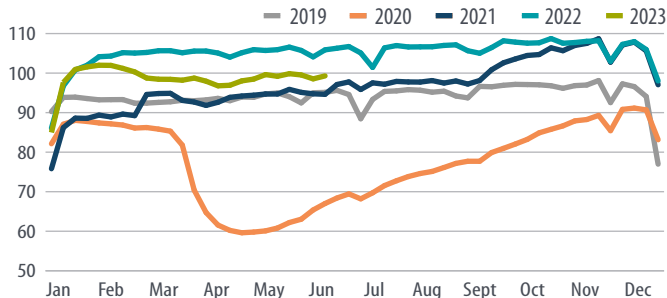
As of June 9, 2023



Sources: Bloomberg, Department of Labor, First Trust Advisors

ASA STAFFING INDEX

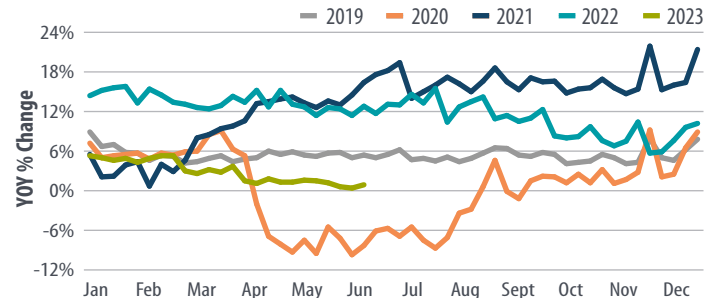
As of June 12, 2023



Sources: American Staffing Association, First Trust Advisors

WEEKLY RETAIL SALES

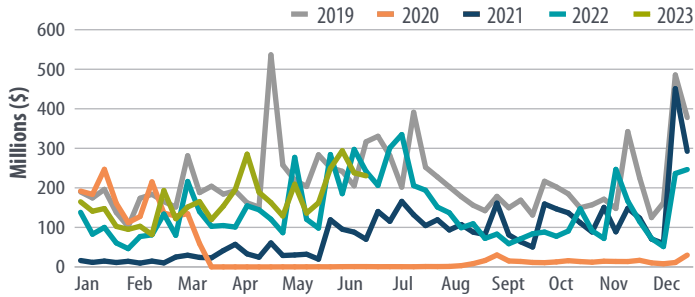
As of June 17, 2023



Sources: Bloomberg, Redbook Research, First Trust Advisors

BOX OFFICE RECEIPTS

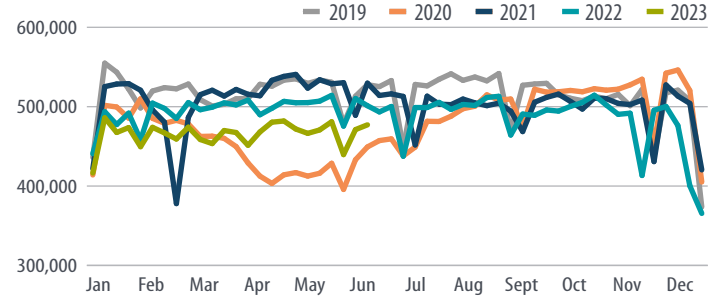
As of June 22, 2023



Sources: Box Office Mojo, First Trust Advisors

RAIL CAR TRAFFIC (CARS)

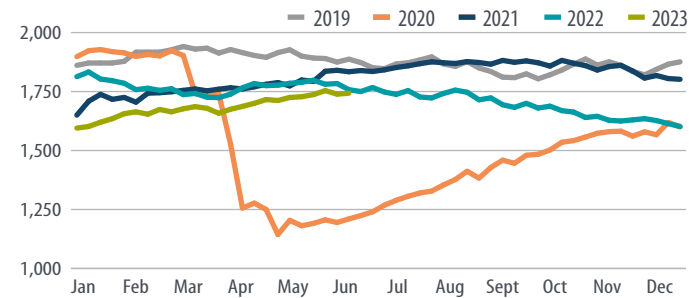
As of June 16, 2023



Sources: Bloomberg, Association of American Railroads, First Trust Advisors

STEEL PRODUCTION (NET TONS)

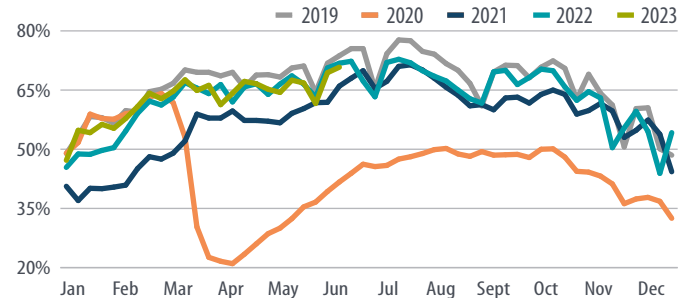
As of June 19, 2023



Sources: Bloomberg, American Iron and Steel Institute, First Trust Advisors

HOTEL OCCUPANCY

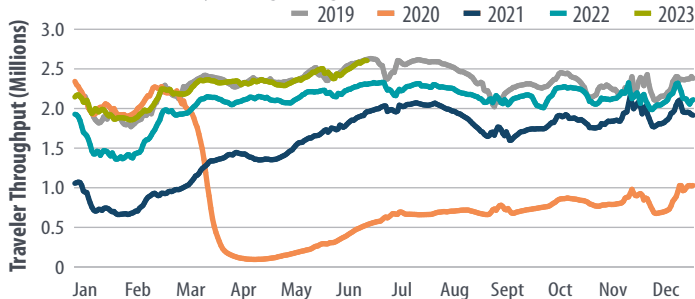
As of June 11-17, 2023



Sources: Hotel News Now, First Trust Advisors

TSA CHECKPOINT DATA

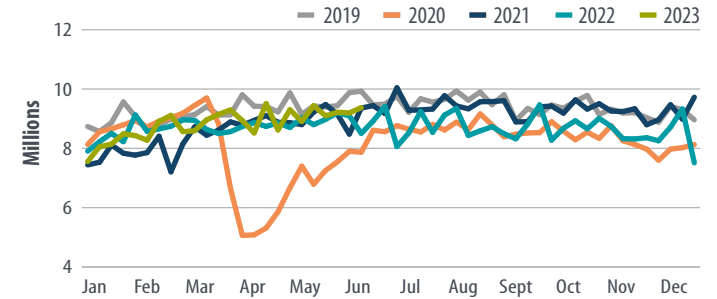
As of June 22, 2023 (7-Day Moving Average)



Sources: Transportation Security Administration, First Trust Advisors

SUPPLY OF MOTOR GASOLINE IN THE U.S. (MGBL/D)

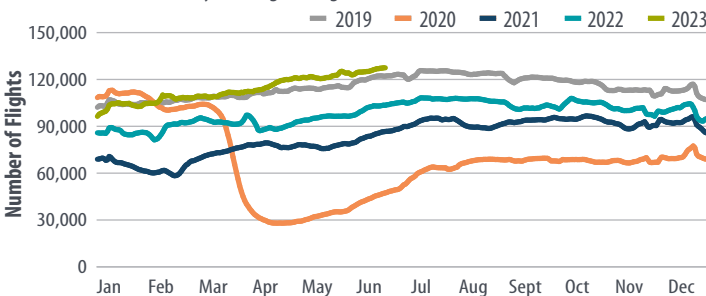
As of June 16, 2023



Sources: Bloomberg, First Trust Advisors

GLOBAL COMMERCIAL FLIGHTS

As of June 22, 2023 (7-Day Moving Average)



Sources: Flight Radar 24, First Trust Advisors