

WEEKLY HIGH FREQUENCY DATA

Indicator	Date (2023)	Level	2019 Level	% Change 2019	% Change MOM	% Change WOW
Initial Jobless Claims	July 14	228,000	231,000	-1.3%	-14.0%	-3.8%
Continuing Jobless Claims	July 7	1,754,000	1,642,000	6.8%	-0.4%	1.4%
ASA Staffing Index ¹	July 10	93.6	93.3	0.2%	-5.8%	-5.3%
Weekly Retail Sales ²	July 15	-0.2%	4.7%	N/A	N/A	N/A
Box Office Receipts	July 14 - 20	\$197,291,453	\$391,079,975	-49.6%	-20.2%	-10.7%
Rail Car Traffic (cars)	July 14	478,153	528,001	-9.4%	0.2%	17.2%
Steel Production (net tons)	July 17	1,716	1,867	-8.1%	-1.5%	0.3%
Hotel Occupancy	July 9 - 15	72.0%	74.2%	-3.0%	1.7%	16.5%
TSA Checkpoint Data ³	July 20	2,621,448	2,603,237	0.7%	0.8%	2.9%
Supply of Motor Gasoline in the US (Mbbl/d)	July 14	8,855	9,214	-3.9%	-5.5%	1.1%
Global Commercial Flights ³	July 20	132,610	125,406	5.7%	4.2%	1.4%

■ Indicates level is at a new post-pandemic best

Source: First Trust Advisors, Bloomberg, Department of Labor, Redbook Research, Box Office Mojo, Association of American Railroads, American Iron and Steel Institute, Hotel News Now, Transportation Security Administration, Energy Information Administration, American Staffing Association, Flight Radar 24

2019 Level and % Change 2019 are from the same week in 2019, unless otherwise noted. MOM = Month-over-Month; WOW = Week-over-Week.

All data is for the U.S. except for commercial flights.

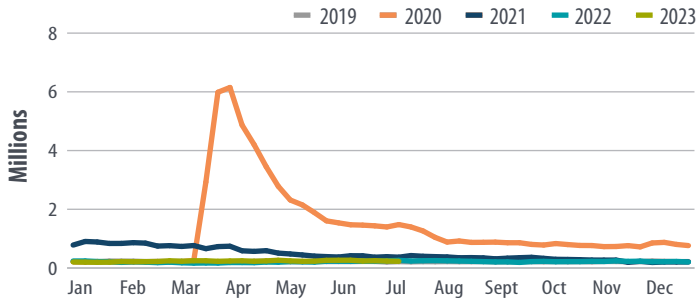
¹ The baseline value for the ASA Staffing Index was set at 100 in June 2006.

² Data for level and 2019 level are both Year-over-Year (YOY)% changes.

³ Data is provided daily instead of weekly; the 7-day moving average is shown.

INITIAL JOBLESS CLAIMS

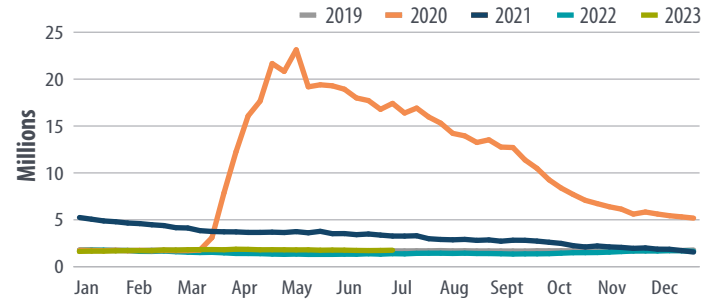
As of July 14, 2023



Sources: Bloomberg, Department of Labor, First Trust Advisors

CONTINUING JOBLESS CLAIMS

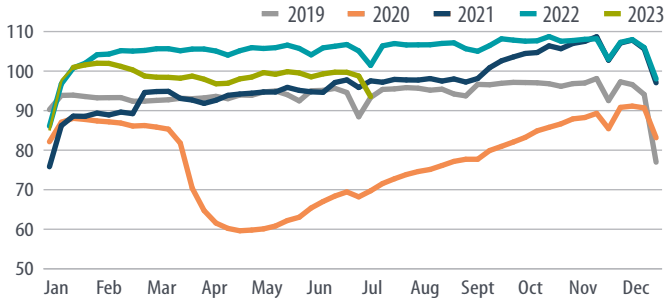
As of July 7, 2023



Sources: Bloomberg, Department of Labor, First Trust Advisors

ASA STAFFING INDEX

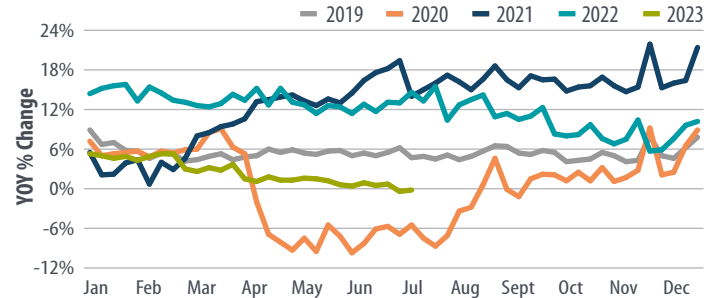
As of July 10, 2023



Sources: American Staffing Association, First Trust Advisors

WEEKLY RETAIL SALES

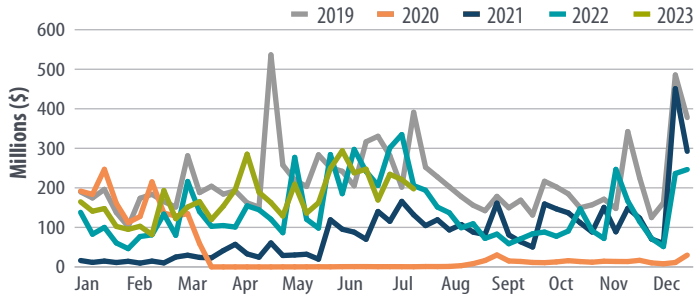
As of July 15, 2023



Sources: Bloomberg, Redbook Research, First Trust Advisors

BOX OFFICE RECEIPTS

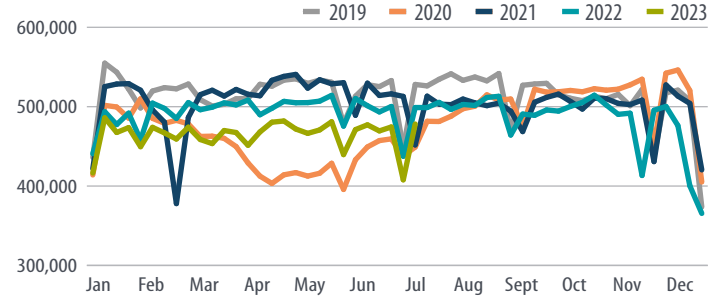
As of July 14 - 20, 2023



Sources: Box Office Mojo, First Trust Advisors

RAIL CAR TRAFFIC (CARS)

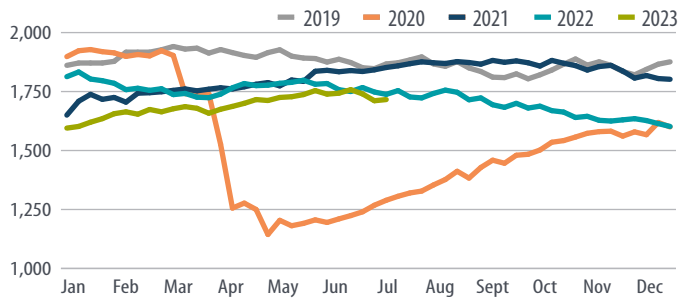
As of July 14, 2023



Sources: Bloomberg, Association of American Railroads, First Trust Advisors

STEEL PRODUCTION (NET TONS)

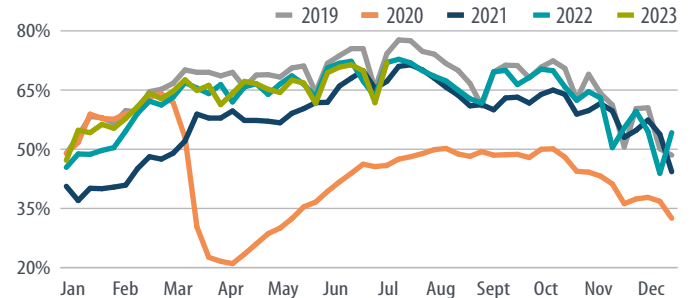
As of July 17, 2023



Sources: Bloomberg, American Iron and Steel Institute, First Trust Advisors

HOTEL OCCUPANCY

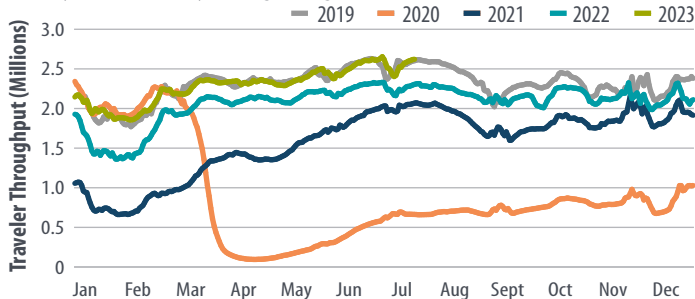
As of July 9 - 15, 2023



Sources: Hotel News Now, First Trust Advisors

TSA CHECKPOINT DATA

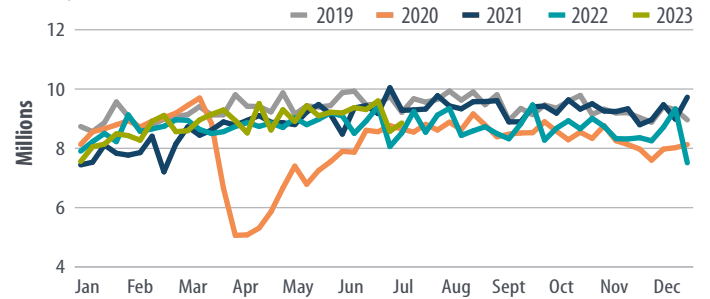
As of July 20, 2023 (7-Day Moving Average)



Sources: Transportation Security Administration, First Trust Advisors

SUPPLY OF MOTOR GASOLINE IN THE U.S. (MGBL/D)

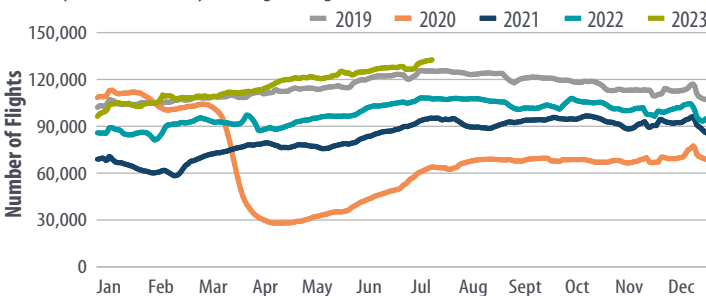
As of July 14, 2023



Sources: Bloomberg, First Trust Advisors

GLOBAL COMMERCIAL FLIGHTS

As of July 20, 2023 (7-Day Moving Average)



Sources: Flight Radar 24, First Trust Advisors