

WEEKLY HIGH FREQUENCY DATA

Indicator	Date (2023)	Level	2019 Level	% Change 2019	% Change MOM	% Change WOW
Initial Jobless Claims	September 1	216,000	224,000	-3.6%	-13.6%	-5.7%
Continuing Jobless Claims	August 25	1,679,000	1,634,000	2.8%	-0.3%	-2.3%
ASA Staffing Index ¹	August 28	102.0	94.2	8.2%	0.0%	1.0%
Weekly Retail Sales ²	September 2	4.1%	6.5%	N/A	N/A	N/A
Box Office Receipts	September 1 - 7	\$128,523,216	\$178,412,448	-28.0%	-52.9%	2.8%
Rail Car Traffic (cars)	September 1	476,851	541,789	-12.0%	1.0%	0.9%
Steel Production (net tons)	September 4	1,729	1,850	-6.5%	0.1%	-0.2%
Hotel Occupancy	8/27/23 - 9/2/23	62.7%	66.7%	-6.0%	-9.0%	-3.5%
TSA Checkpoint Data ³	September 7	2,283,872	2,093,424	9.1%	-10.5%	0.4%
Supply of Motor Gasoline in the US (Mbbbl/d)	September 1	9,321	9,471	-1.6%	0.2%	2.8%
Global Commercial Flights ³	September 7	126,912	117,842	7.7%	-4.1%	-2.8%

■ Indicates level is at a new post-pandemic best

Source: First Trust Advisors, Bloomberg, Department of Labor, Redbook Research, Box Office Mojo, Association of American Railroads, American Iron and Steel Institute, Hotel News Now, Transportation Security Administration, Energy Information Administration, American Staffing Association, Flight Radar 24

2019 Level and % Change 2019 are from the same week in 2019, unless otherwise noted. MOM = Month-over-Month; WOW = Week-over-Week.

All data is for the U.S. except for commercial flights.

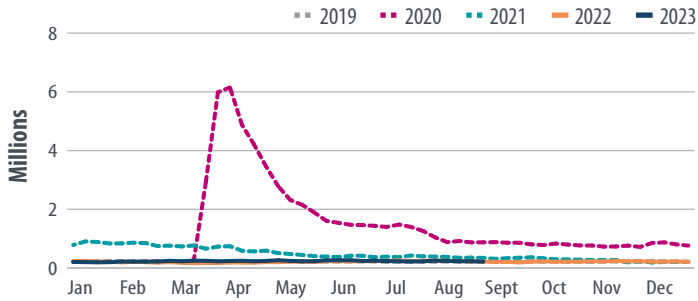
¹ The baseline value for the ASA Staffing Index was set at 100 in June 2006.

² Data for level and 2019 level are both Year-over-Year (YOY)% changes.

³ Data is provided daily instead of weekly; the 7-day moving average is shown.

INITIAL JOBLESS CLAIMS

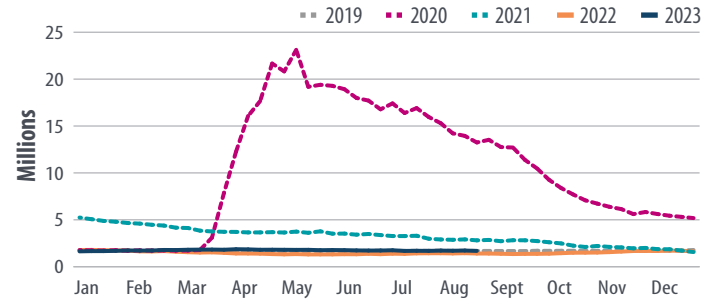
As of September 1, 2023



Sources: Bloomberg, Department of Labor, First Trust Advisors

CONTINUING JOBLESS CLAIMS

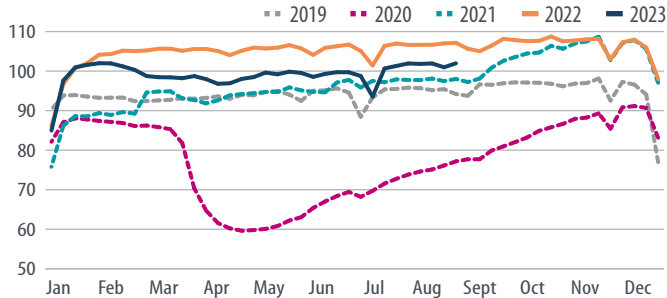
As of August 25, 2023



Sources: Bloomberg, Department of Labor, First Trust Advisors

ASA STAFFING INDEX

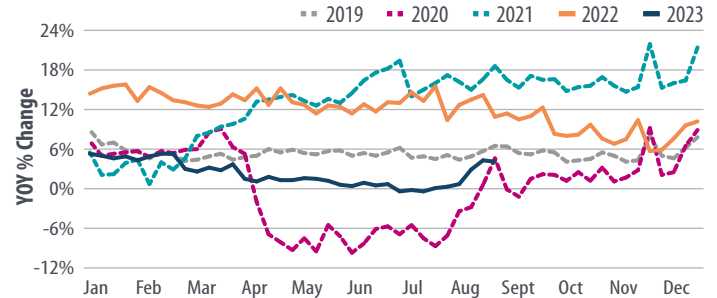
As of August 28, 2023



Sources: American Staffing Association, First Trust Advisors

WEEKLY RETAIL SALES

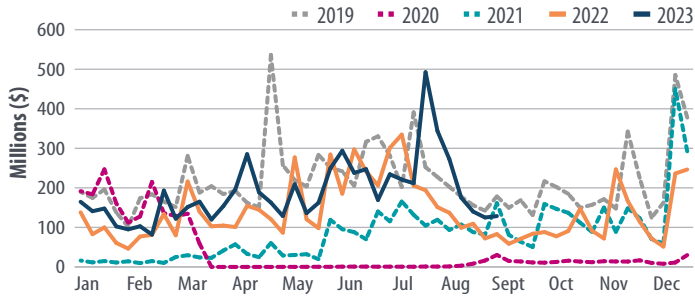
As of September 2, 2023



Sources: Bloomberg, Redbook Research, First Trust Advisors

BOX OFFICE RECEIPTS

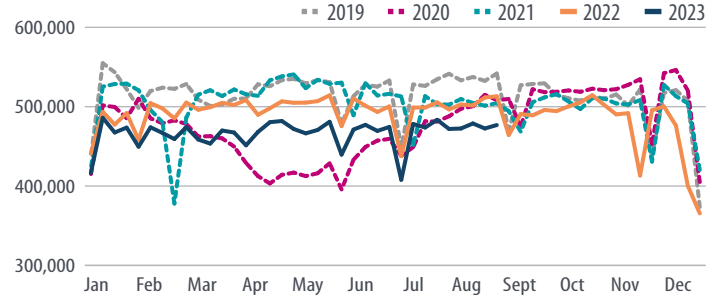
As of September 1 - 7, 2023



Sources: Box Office Mojo, First Trust Advisors

RAIL CAR TRAFFIC (CARS)

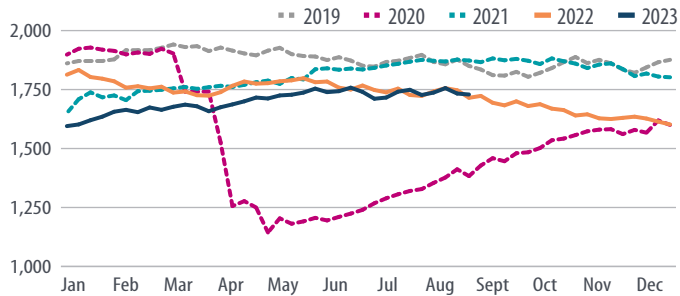
As of September 1, 2023



Sources: Bloomberg, Association of American Railroads, First Trust Advisors

STEEL PRODUCTION (NET TONS)

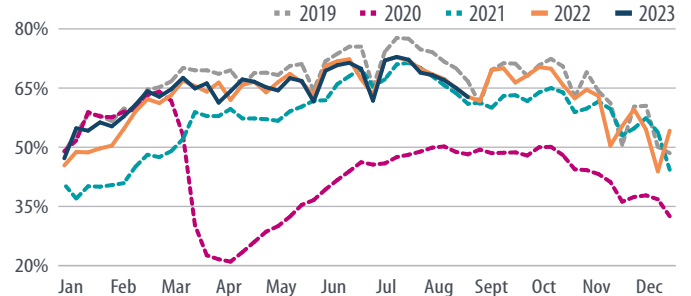
As of September 4, 2023



Sources: Bloomberg, American Iron and Steel Institute, First Trust Advisors

HOTEL OCCUPANCY

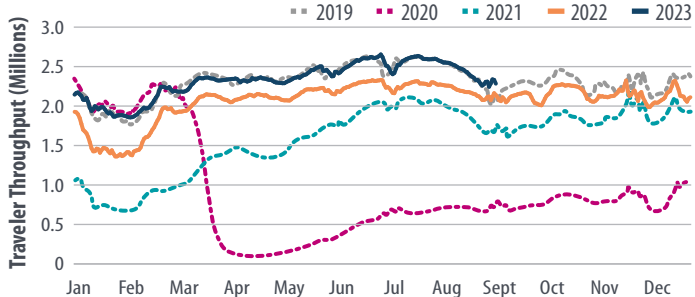
As of August 27 - September 2, 2023



Sources: Hotel News Now, First Trust Advisors

TSA CHECKPOINT DATA

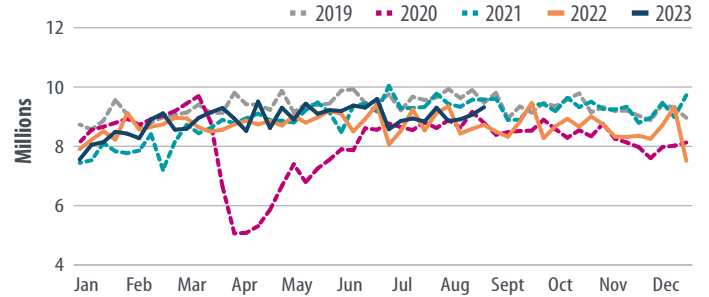
As of September 7, 2023 (7-Day Moving Average)



Sources: Transportation Security Administration, First Trust Advisors

SUPPLY OF MOTOR GASOLINE IN THE U.S. (MGBL/D)

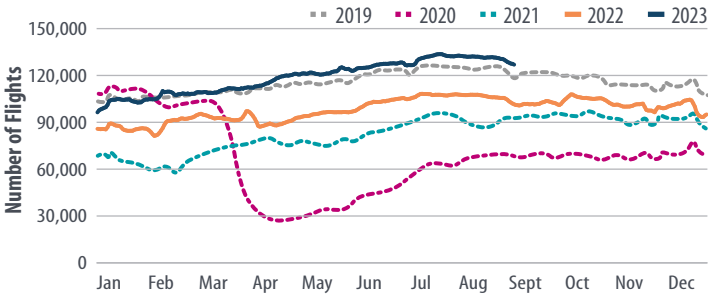
As of September 1, 2023



Sources: Bloomberg, First Trust Advisors

GLOBAL COMMERCIAL FLIGHTS

As of September 7, 2023 (7-Day Moving Average)



Sources: Flight Radar 24, First Trust Advisors